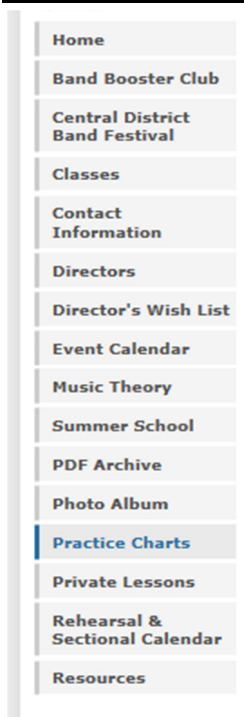


# Online Practice Charts Directions:

- **Practice charts** are worth **10%** of your grade. To develop the psychomotor skills and become a “Quality Producer,” students must *consistently* practice the following minutes each day/week:
  - Beginning Band (Periods 1 & 2) – **15 minutes per day/105 minutes total each week**
  - Intermediate Band (Period 6) – **20 minutes per day/140 minutes total each week**
  - Symphonic Band (Period 5) – **30 minutes per day/240 minutes total each week**
- You may submit practice charts ONLINE through the band website.
  - [www.MoanaluaMiddleSchoolBand.com](http://www.MoanaluaMiddleSchoolBand.com)
- Weekly practice charts will open on Wednesday (after school) and close on Sunday (about 10 pm).
- Practice charts are due by FRIDAY at 11:59 p.m. as ON TIME.
- Saturday through Sunday submission will have TWO (2) points deducted.
- There is **NO** makeup of missing online practice charts once the form is closed.
- Any **PLAGIARIZING** will automatically receive a ZERO (0) grade. Examples of **PLAGIARIZING** is copying another source and using the material as your own; stealing; appropriation.

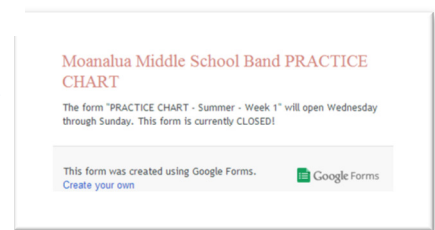
## Directions:



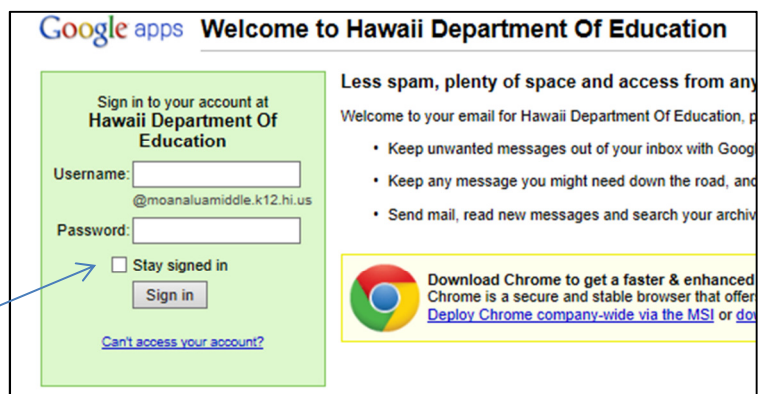
1. Go to MMS Band website: [www.MoanaluaMiddleSchoolBand.com](http://www.MoanaluaMiddleSchoolBand.com)
2. Click on: **Practice Charts**
3. Click on your band period:
  - Period 1 – Beginning Band
  - Period 2 – Beginning Band
  - Period 3 – Symphonic Band
  - Period 6 – Intermediate Band

**Practice Chart – 3rd Quarter**  
 Week 1: 01.09.14 – 01.15.14  
 Week 2: 01.16.14 – 01.22.14  
 Week 3: 01.23.14 – 01.29.14  
 Week 4: 01.30.14 – 02.05.14  
 Week 5: 02.06.14 – 02.12.14  
 Week 6: 02.13.14 – 02.19.14  
 Week 7: 02.20.14 – 02.26.14  
 Week 8: 02.27.14 – 03.05.14  
 Week 9: 03.06.14 – 03.12.14

4. Enter the Band website password: \_\_\_\_\_
5. Look for Practice Chart – \_\_\_\_\_ Quarter
6. Click on the practice chart date to open the link. Only one practice chart form will be open per week to avoid confusion of submitting the incorrect practice chart week.
7. If the forms are CLOSED, this window will appear.



8. Enter your username
  - EXAMPLE: yourname2019
9. Enter your password
10. Do not type in your email
  - EXAMPLE: yourname2019@moanalua middle.k12.hi.us



11. **IMPORTANT** – uncheck the box that says “Stay signed in” when you are at a public computer.

12. Do NOT use your personal gmail account!



You need permission

Want in? Ask the owner for access, or switch to an account with permission. [Learn more](#)

You are signed in as [redacted]

[Request access](#) [Switch accounts](#)

- If you enter your personal gmail account, you will see this window. (See image on the left.)
- We will NOT accept to request access.
- You must use your MMS username and password to fill out the practice charts.

13. If you do not have internet or a computer at home you may use the MMS computer lab or the band computers.

14. Be sure to click **SUBMIT**.

## Grading Criteria:

Weekly practice grade is based on eight (8) points total. Generic answers will receive no points. Zero (0) points will be given to practice charts submitted in LATE.

8 points = 4 grade

7 points = 4- grade

6 points = 3 grade

5 points = 3- grade

4 points = 2 grade

3 points = 2- grade

2 points = 1 grade

1 point = 1- grade

Common Grammatical Errors: [One (1) point per questions deducted for these errors.]

1. Always begin a sentence with an uppercase letter. Example:

**P**ractice charts are a reflection of my individual practice time from the previous week. Starting a sentence with a lowercase letter is incorrect.

2. Capitalize the first-person pronoun, I. The lowercase “i” when referring to you must be capitalized as “I.”

3. Remember to ALWAYS place a punctuation mark at the end of your sentence. Punctuation marks include period, question mark, or exclamation point.

4. “A lot” is two words. It’s not spelled “alot.”

5. Refrain from starting a sentence with “because.”

6. Always capitalize the first and last word of any title. Example: “The Phantom of the Opera” or “Highlights from Harry Potter”